

# VEVA SIRIUS G2

## AREA FLOOD LIGHT

SYMMETRICAL SPORTS/HIGH MAST

<b>10</b> WARRANTY	<b>67</b> IP RATING	<b>70</b> CRI	<b>140</b> LM/W
-----------------------	------------------------	------------------	--------------------

- » Versatile sports and area flood lighting
- » Unique heatsink technology for greater thermal performance
- » Full range of optics compliant with AS4282:2019
- » 0-10V or DALI Dimming options, compatible with leading lighting control systems
- » Marine grade housing for high corrosion resistance

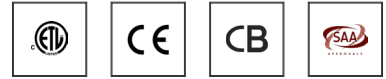


### IDEAL FOR

- Ports & Depots
- Building Façades
- Indoor Stadiums
- Heavy Industry
- Signage & Billboards
- Outdoor Sportfields

**STOCK Available\***

\*Selected Models




**ETG-VSFL60-G2**  
**ETG-VSFL80-G2**  
**ETG-VSFL100-G2**  
**ETG-VSFL150-G2**  
**ETG-VSFL200-G2**

**ETG-VSFL250-G2**  
**ETG-VSFL300-G2**  
**ETG-VSFL350-G2**  
**ETG-VSFL400-G2**



**ETG-VSFL500-G2**  
**ETG-VSFL600-G2**  
**ETG-VSFL800-G2**

**ETG-VSFL1000-G2**  
**ETG-VSFL1200-G2**



**ETG-VSFL1500-G2**    **ETG-VSFL1800-G2**

### GENERAL SPECIFICATION

Input voltage   PF	90-305VAC (347-480VAC optional) 50/60Hz   >0.90	Optical Cover	Tempered Glass
Electrical Class	Class I	Driver / Light Source	Inventronics
CCT	4000K (Optional 3000K, 5000K, 6500K)	Body	Marine Grade Coating: Black
Optics	Square 60°x60°, 90°x90°	Operating Temp	-40°C to +55°C
CRI	>70 (80 optional)	Bracket	Standard Bracket
Optional Controls	DALI Dimmable   1-10v Dimmable   Non-Dimmable	Lifespan	100,000 Hours
Material	Body: Aluminium   Bracket: Stainless Steel	Warranty	10 Years

# VEVA SIRIUS G2

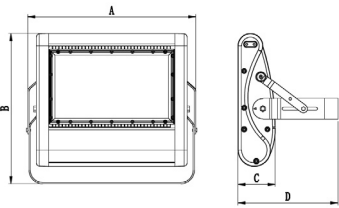


MODEL	ETG-VSFL60-G2	ETG-VSFL80-G2	ETG-VSFL100-G2	ETG-VSFL150-G2	ETG-VSFL200-G2	ETG-VSFL250-G2
LED Power (W)	60	80	100	150	200	250
Luminous flux (lm)	9,400	12,100	14,100	22,100	31,300	35,600
Weight (Kg)	4.2	5.9	5.9	7.2	8.2	8.9
Dimensions(mm)	259 x 367 x 91	310 x 367 x 91	310 x 367 x 91	360 x 367 x 91	411 x 367 x 91	461 x 367 x 91

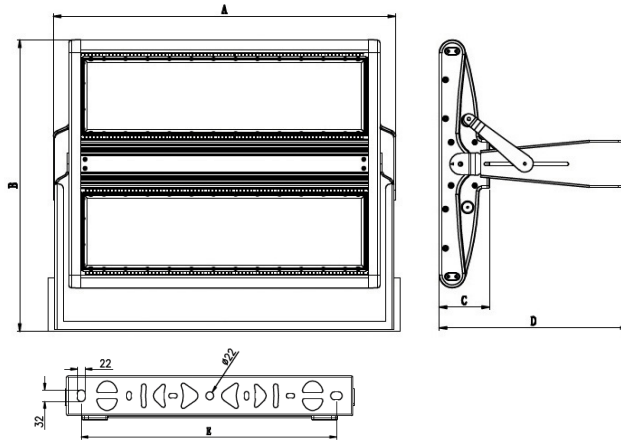
MODEL	ETG-VSFL300-G2	ETG-VSFL350-G2	ETG-VSFL400-G2	ETG-VSFL500-G2	ETG-VSFL600-G2	ETG-VSFL800-G2
LED Power (W)	300	350	400	500	600	800
Luminous flux (lm)	44,100	52,600	62,600	71,200	88,200	125,300
Weight (Kg)	11.1	12.3	12.3	21.5	22.2	*21.2
Dimensions(mm)	562 x 367 x 91	663 x 367 x 91	663 x 367 x 91	584 x 672 x 116	584 x 672 x 116	788 x 583 x 116

MODEL	ETG-VSFL1000-G2	ETG-VSFL1200-G2	ETG-VSFL1500-G2	ETG-VSFL1800-G2
LED Power (W)	1000	1200	1500	1800
Luminous flux (lm)	142,400	170,800	202,500	237,600
Weight (Kg)	21.5	25.3	*25.3	*34.8
Dimensions(mm)	788 x 583 x 116	938 x 583 x 116	938 x 781 x 157	938 x 781 x 157

**DIMENSIONS 60W-400W**



**DIMENSIONS 500W-1200W**



**DIMENSIONS 1500W ~ 1800W**

