

# SABRE SERIES

SABRE DUAL LINE LIGHT BAR RANGE



**3 YEAR WARRANTY**  
\*ON LUMINAIRE



**SIDE REFLECTIVE OPTICS**



**IP68 WATER RESISTANCE**



**CORROSION & RUST RESISTANT**



**SUPER BRIGHT**



**SUPERIOR HEAT DISSIPATION**



**SIDE & BOTTOM BRACKET FITTINGS**



**EASY TILT ADJUST**



**EASY INSTALLATION**



**ANODISED POLYESTER POWDERCOAT**




**UV/ SHOCK RESISTANT**



**ULTRA CLEAR LENS**



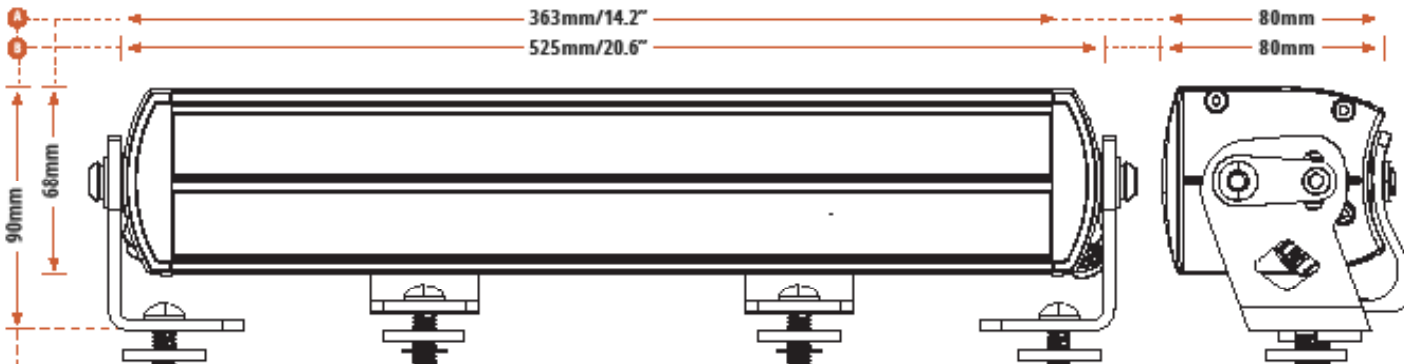
**ALUMINIUM HOUSING**



**A** EVSD120LED | 14.2"

**B** EVSD180LED | 20.6"

\* BACK BRACKET SIZING



# SABRE SERIES

SABRE DUAL LINE LIGHT BAR RANGE



EVSD120LED | 14.2"




EVSD180LED | 20.6"

**SPECIFICATIONS**


<b>SPECIFICATIONS</b>	<b>WATTAGE</b>	120 WATT
	<b>LIGHT SOURCE</b>	24 × 5W LG LEDS
	<b>LIGHT OUTPUT</b>	10,900 LUMEN
	<b>VOLTAGE</b>	9V-36V DC
	<b>AMP DRAW</b>	6.9A/3.4A
	<b>OPERATING TEMP.</b>	-40°C TO +60°C
	<b>COLOUR TEMP.</b>	6000K
	<b>IP RATING</b>	IP68
	<b>CONNECTOR TYPE</b>	DEUTSCH CONNECTOR
	<b>HOUSING</b>	6063 EXTRUDED ALUMINUM HEAT-SINK
	<b>LENS CONSTRUCTION</b>	POLYCARBONATE
	<b>BRACKET</b>	STAINLESS STEEL
	<b>LIFESPAN</b>	50,000 HOURS
	<b>NET WEIGHT</b>	2.2 KG
<b>MOUNTING SUITABLE</b>	SIDE AND BOTTOM OPTIONS	
<b>WARRANTY</b>		
<b>BEAM</b>	DRIVING SPOT	
<b>CODES</b>	EVSD120LED	

**DUAL LINE 120W LIGHT BAR**



**DUAL LINE 180W LIGHT BAR**

<b>WATTAGE</b>	180 WATT
<b>LIGHT SOURCE</b>	36 × 5W LG LEDS
<b>LIGHT OUTPUT</b>	16,400 LUMEN
<b>VOLTAGE</b>	9V-36V DC
<b>AMP DRAW</b>	12.5A/5.9A
<b>OPERATING TEMP.</b>	-40°C TO +60°C
<b>COLOUR TEMP.</b>	6000K
<b>IP RATING</b>	IP68
<b>CONNECTOR TYPE</b>	DEUTSCH CONNECTOR
<b>HOUSING</b>	6063 EXTRUDED ALUMINUM HEAT-SINK
<b>LENS CONSTRUCTION</b>	POLYCARBONATE
<b>BRACKET</b>	STAINLESS STEEL
<b>LIFESPAN</b>	50,000 HOURS
<b>NET WEIGHT</b>	2.9 KG
<b>MOUNTING SUITABLE</b>	SIDE AND BOTTOM OPTIONS



<b>BEAM</b>	DRIVING SPOT
<b>CODES</b>	EVSD180LED